



Total Solution Provider in Saw Device

SA38EU7

38. 912 MHz IF SAW Filter for DAB Application
Revision 2: 29. Jan. 2009



- Electrical Characteristics
 - Package Dimensions
 - Testing Environment
 - Frequency Characteristics
-

SAWNICS Inc.

460 Cheonheung-ri, Seonggeo-eup, Cheonan-si, Chungcheongnam-do, 330-836 / Korea.
Tel: +82 41 550 9372 / Fax: +82 41 550 9399 / www.sawnics.com

□ Electrical Characteristics

Maximum Ratings

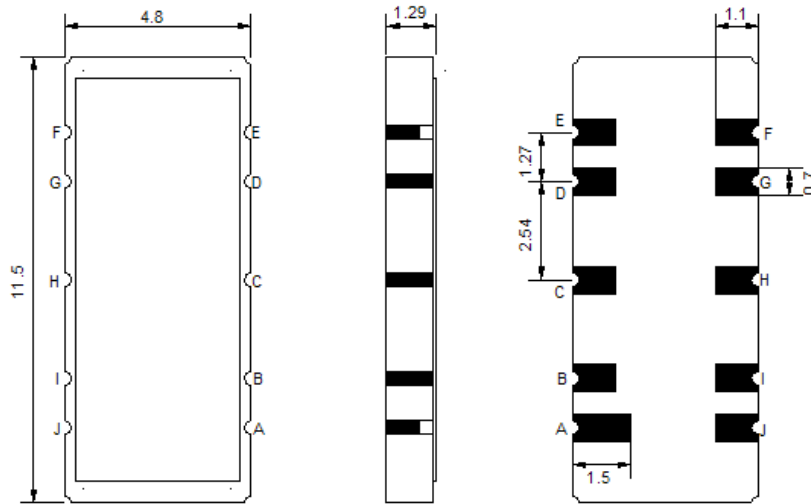
Parameters Description	Unit	Minimum	Typical	Maximum
Operating Temperature	°C	-40	-	+85
Storage Temperature	°C	-40	-	+85
Source Impedance (single ended or Balanced) ⁽¹⁾	Ω	-	50/2000	-
Load Impedance (single ended or Balanced) ⁽¹⁾	Ω	-	50/2000	-
Package type & size	U7			
Length x Width	mm ²	-	11.5 * 4.8	-
Height	mm	-	-	1.5

Electrical Specification

Parameters Description	Unit	Minimum	Typical	Maximum
Center Frequency (Fo)	MHz	-	38.912	-
Insertion Loss at Fo	dB	-	17.0	19.0
Group Delay Variation	nsec	-	80	200
Absolute Delay at Fo	µsec	-	1.36	-
Temperature Coefficient	ppm/°C	-	-20	-
Bandwidth at -3.0 dB	MHz	-	1.5	-
Bandwidth at -30.0 dB	MHz	-	2.7	-
Relative Attenuation:				
30.00 MHz ~ 36.26 MHz	dB	40	45	-
36.26 ~ 37.30 MHz	dB	40	48	-
40.60 ~ 41.40 MHz	dB	40	48	-
41.40 ~ 50.00 MHz	dB	40	50	-

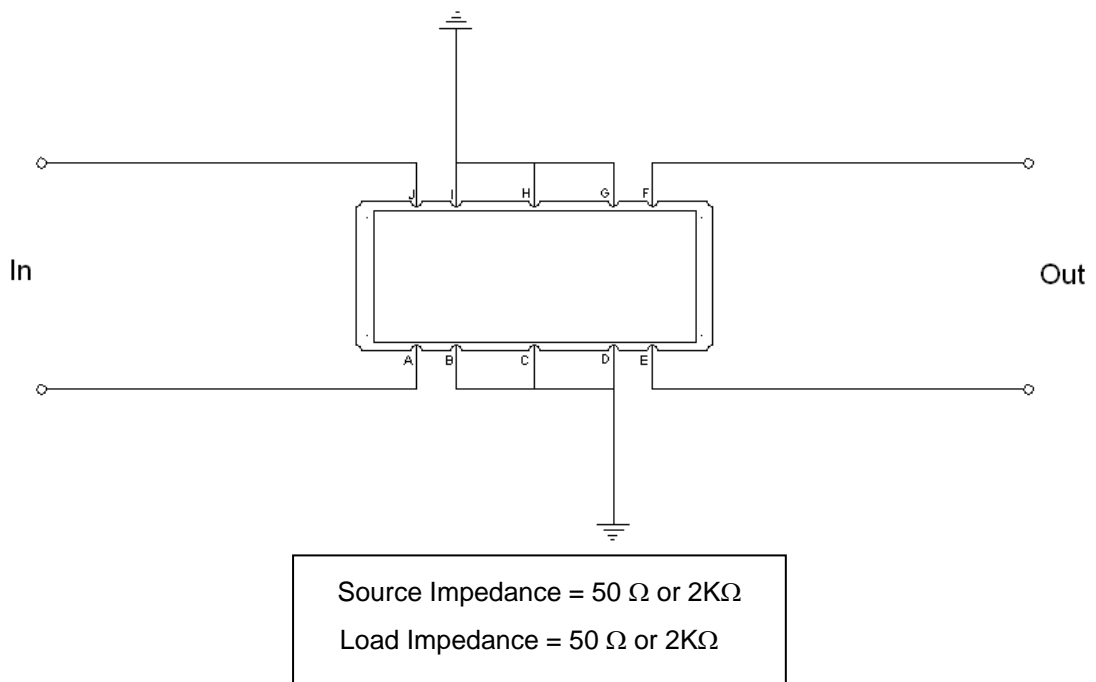
Notes : (1) With Matching Network (Ref. Testing Environment Circuit as shown below).
Those impedances could be modified with different impedance values and/or structures, if necessary.

Package Dimensions



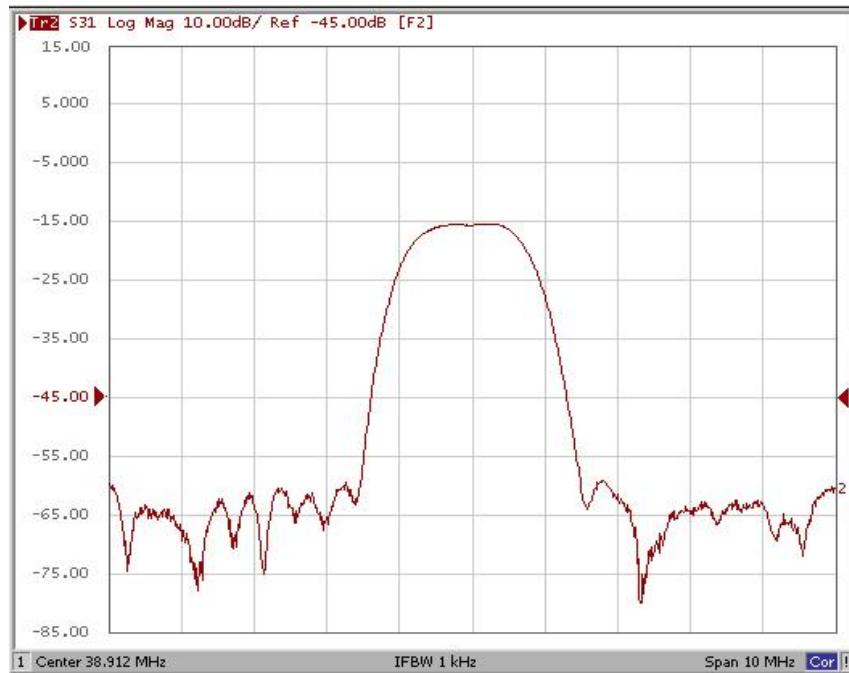
Pin Description	
B, C, D, G, H, I	Ground
A, J	Input
E, F	Output

Testing Environment



□ Frequency Characteristics

S21 Frequency Response (In case of 50Ω single ended)



Group Delay Variation

